



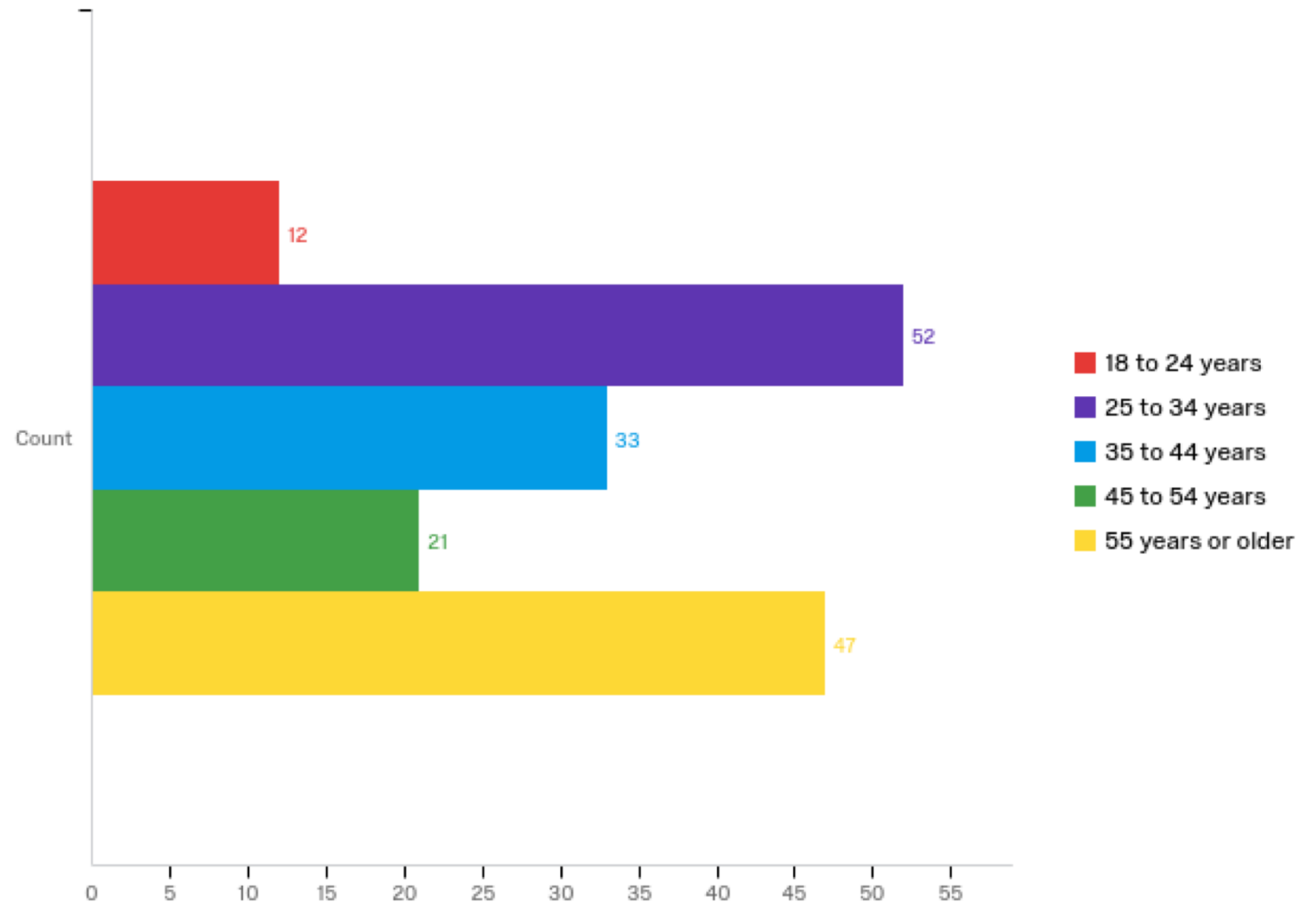
SURVEYS IN THE PARK

TEARS-MCFARLANE PROPERTY SURVEY | MAY 11 – JUNE 28, 2019



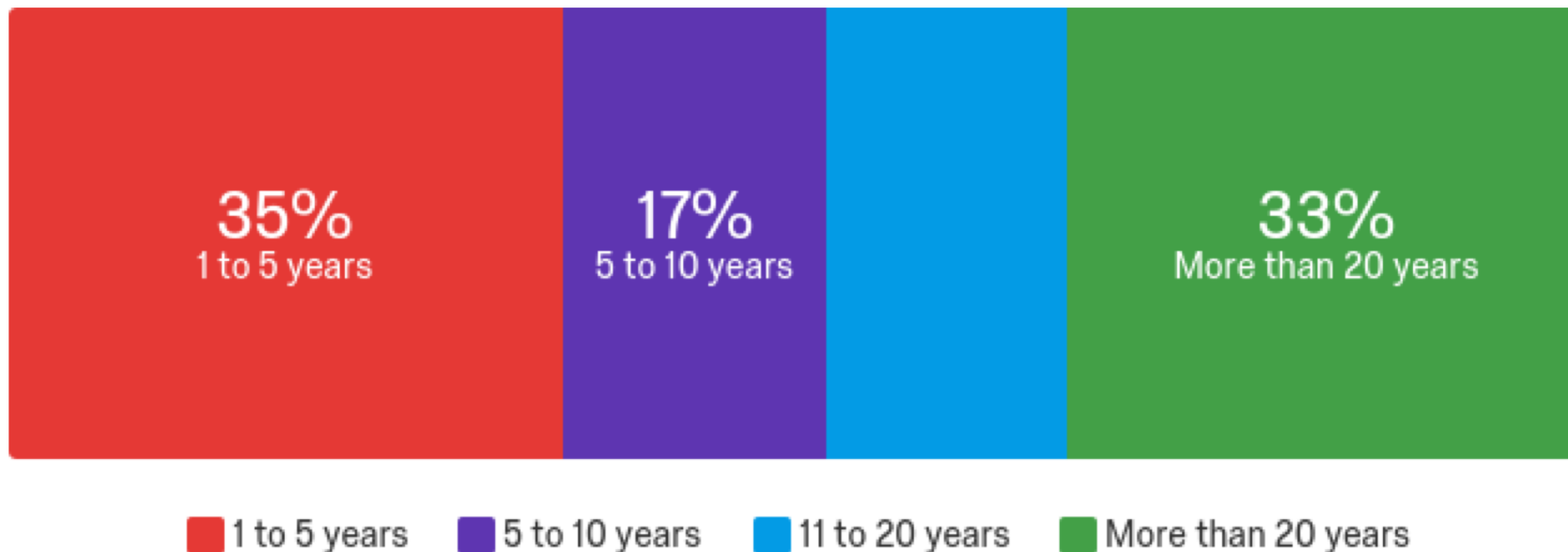
RESPONDENT DEMOGRAPHICS

A majority of survey respondents were **25 to 34 years old**.



RESPONDENT DEMOGRAPHICS

Most survey respondents have lived in Denver either **less than 5 years or more than 20.**

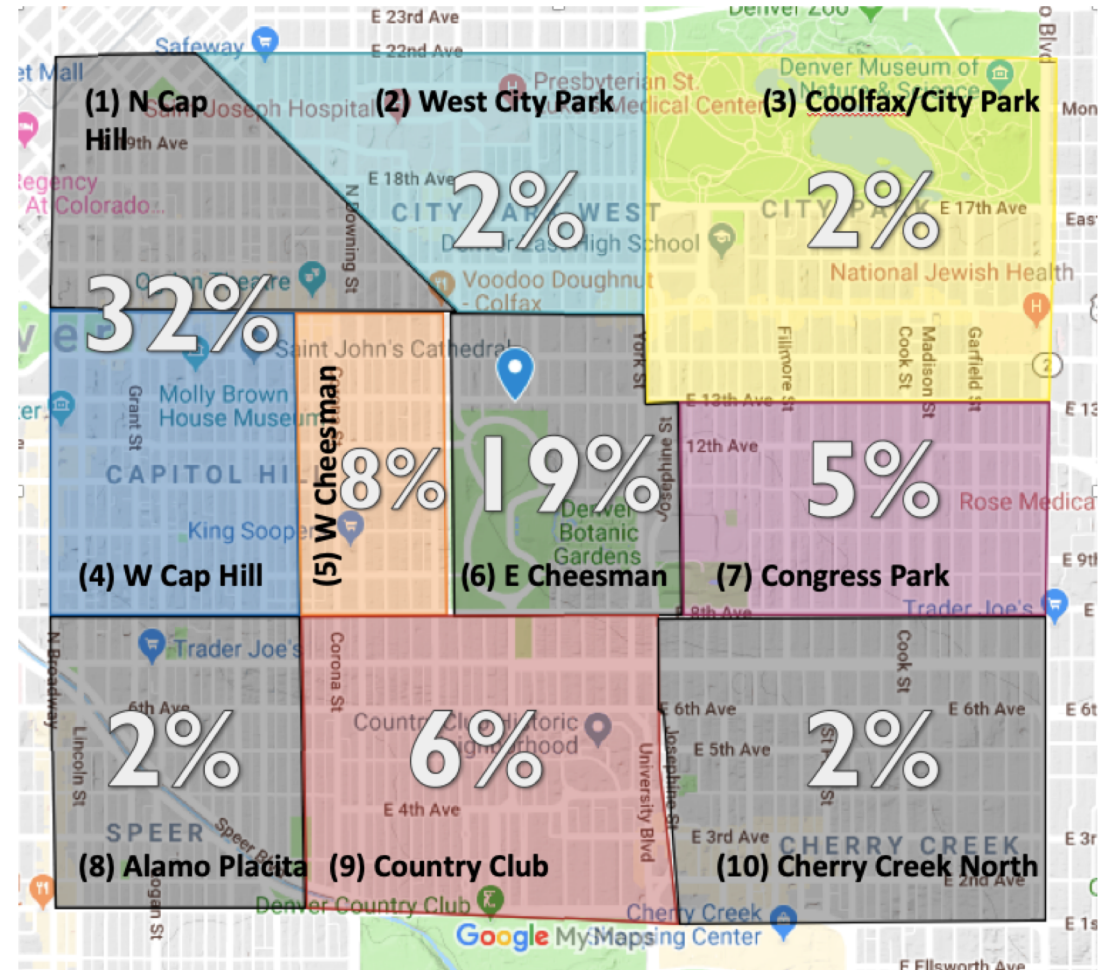


SURVEY RESPONDENTS

A majority of survey respondents (**32%**) live in the “Capitol Hill” neighborhood.

- **2%** live in the “Uptown” neighborhood.
- **18%** live in “Other” neighborhoods.

Distance between Home & TMH (miles)	Number of Respondents
Less than 1	80
1-2	41
2-5	28
5-10	9
More than 10	5

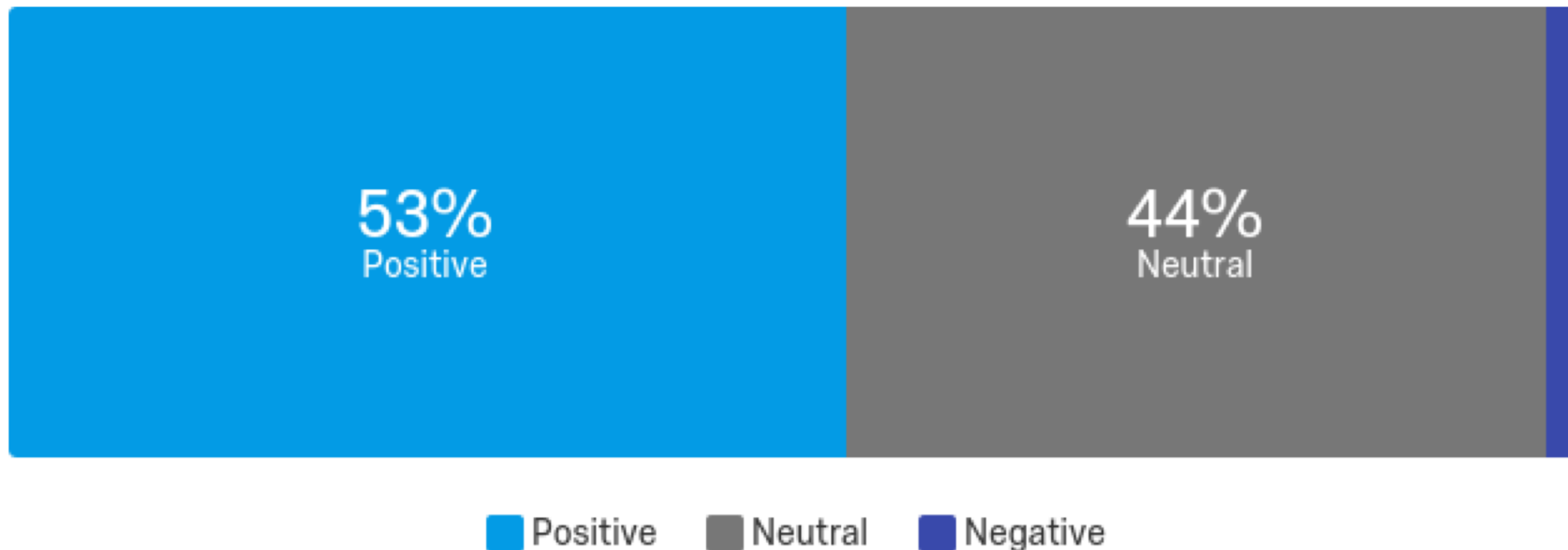


CHEESMAN PARK-GOERS

- Respondents living in the Capitol Hill and East Cheesman neighborhoods visit Cheesman Park most frequently.
- Respondents from all neighborhoods visit Cheesman Park at least occasionally.

OPINION OF THE TEARS-MCFARLANE PROPERTY

- A little over half of the respondents have a positive opinion of the Tears-McFarlane property.
- Several respondents who have a neutral opinion indicated they did not know about the Tears-McFarlane property.



DESIRABLE AMENITIES

The most desirable amenity:
Local coffee house

Amenity	Score (5 = very desirable)
Local coffee house	4.05
Educational opportunities	3.90
Small wine bar	3.77
European beer garden	3.65
Smoothies and juice shop	3.56
Gourmet grab and go prepared food	3.52
Private event space	3.36
Pastry shop	3.35
Yogurt shop/ice cream shop	3.27
Drop-in or membership-based co-working office space	2.67

FREQUENCY OF AMENITY USE

The amenity that respondents
would use most frequently:
Local coffee house

Amenity	Score (5 = frequently)
Local coffee house	3.76
Educational opportunities	3.35
European beer garden	3.31
Small wine bar	3.30
Gourmet grab and go prepared food	3.18
Smoothies and juice shop	3.18
Pastry shop	3.01
Yogurt shop/ice cream shop	2.95
Private event space	2.66
Drop-in or membership-based co-working office space	2.23